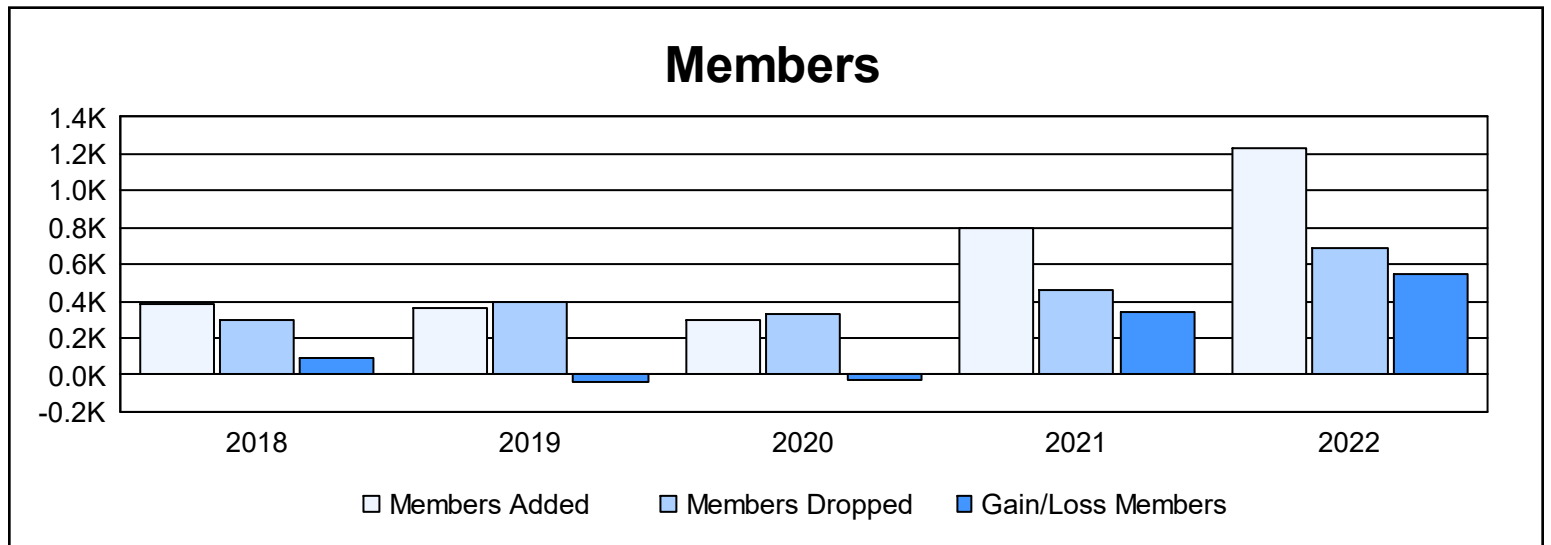
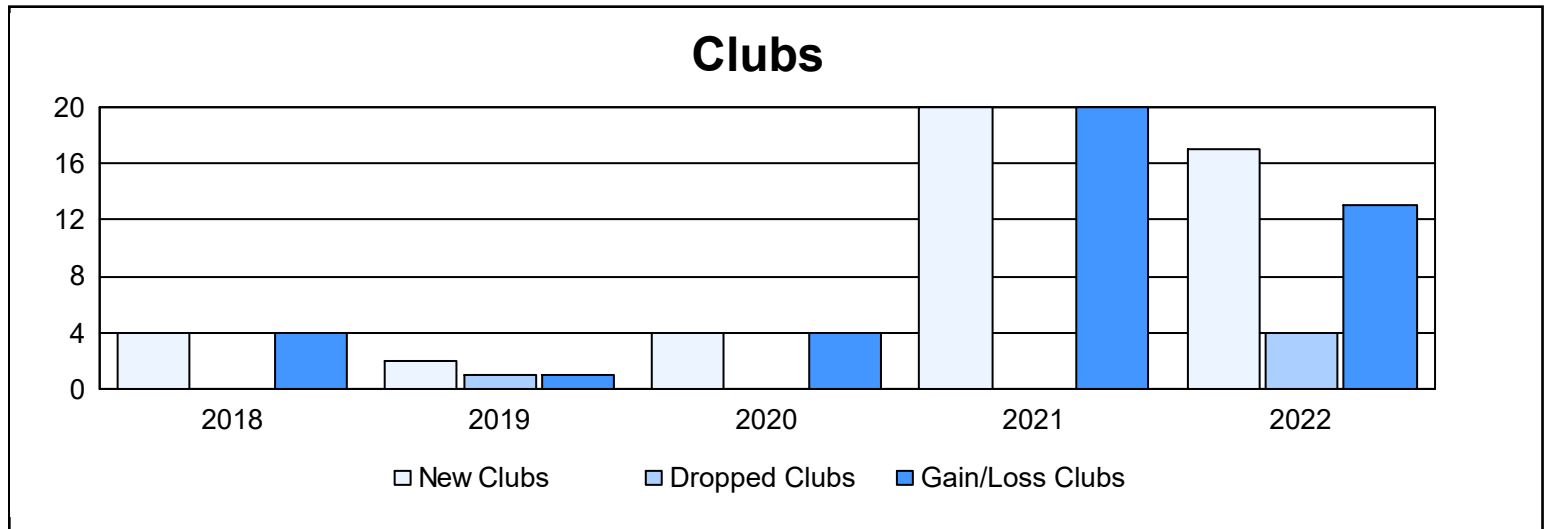
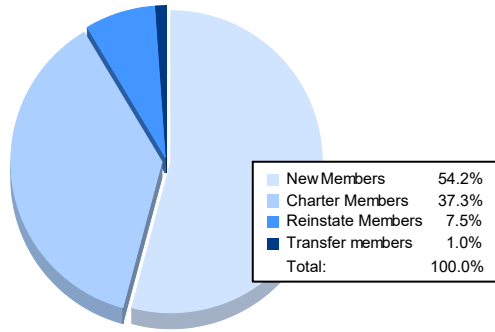


Year	New Clubs	Dropped Clubs	Gain/ Loss Clubs	New Members	Charter Members	Reinstate Members	Transfer Members	Total Member Added	Total Members Dropped	Gain/ Loss Members
2017-2018	4	0	4	269	97	18	5	389	303	86
2018-2019	2	1	1	267	70	16	5	358	394	-36
2019-2020	4	0	4	187	91	11	8	297	325	-28
2020-2021	20	0	20	277	468	38	18	801	455	346
2021-2022	17	4	13	665	457	92	12	1,226	683	543
<b>Average</b>	<b>9</b>	<b>1</b>	<b>8</b>	<b>333</b>	<b>237</b>	<b>35</b>	<b>10</b>	<b>614</b>	<b>432</b>	<b>182</b>



### Membership Composition June 2022 Cumulative



### Gender Composition June 2022 Cumulative

